

English Ladder

Teaching Guide

The Use of "Care"

A concise classroom guide with lesson flow, teaching cues, and a ready-to-use answer key built around the same English Ladder concept sheet.



Grammar Concepts #	Key Points	Common Phrasal Expressions with	Summary of Edge Cases and Special Considerations
--------------------	------------	---------------------------------	--


Visual anchor













Use the concept poster to spotlight the main language pattern in **The Use of "Care"** and keep the explanation visible during practice and discussion.



ENGLISH LADDER


Concept #33 ▶ **The use of "care"**


Use care when using "care".




<p> I <u>care about</u> you. I love (have affection for) you.</p> <p> She <u>doesn't have a care</u> in the world. She does not worry about anything.</p> <p> Handle this glass <u>with care</u>. Handle this fragile glass carefully.</p> <p> The project was <u>put in my care</u>. I was put in charge of the project.</p> <p> I will <u>take care of</u> the children. I will tend to the needs of the children.</p> <p> I will <u>take care of</u> the problem. I will fix/eliminate the problem.</p>	<p> I <u>don't care</u> (either way). I have no preference. You choose.</p> <p> I <u>don't care</u> about that. That is not important to me.</p> <p> Take <u>care that</u> you lock the door. Don't forget (be sure) to lock the door.</p> <p> I <u>don't</u> think I'd <u>care for</u> sushi. I think I wouldn't enjoy sushi.</p> <p> I will <u>care for</u> the children. I will tend to the needs of the children.</p> <p> Would you <u>care for</u> some coffee? Would you like some coffee? (An offer)</p>
--	---

  Use intonation to show the difference.

 This is a polite order.

 Always used in the negative form.

 The task was delegated to you.

Identical meanings.

Try to use a different phrase if the use of "care" may be confusing to your audience.

englishladder.com



At a Glance

<p>Lesson focus The Use of "Care"</p>	<p>Suggested timing 45-60 minutes</p>
<p>Core objective Students explain the target pattern clearly and apply it accurately in controlled practice and discussion.</p>	<p>Materials Student PDF, the concept image, board space, and time for partner checking.</p>

Suggested Lesson Flow

<p>Warm-up</p>	<p>Display the concept image and ask learners to predict the rule behind The Use of "Care" before reading the explanation.</p>
<p>Model</p>	<p>Walk through the Core Idea and the sections on Key Points, Common Phrasal Expressions with "Care", Summary of Edge Cases and Special Considerations. Pause after each part so students can restate the pattern in plain English.</p>
<p>Guided practice</p>	<p>Project two or three examples from the concept sheet and ask pairs to explain why each choice works, not just what the answer is.</p>
<p>Independent work</p>	<p>Assign the 24 practice items for quiet work, partner checking, and final feedback.</p>
<p>Closure</p>	<p>Ask students to create one new sentence or mini-example of their own that follows the same pattern.</p>



Likely Learner Errors

- Learners may overgeneralize the first pattern they notice. Keep returning to **Key Points, Common Phrasal Expressions with "Care", Summary of Edge Cases and Special Considerations** and ask students to explain what changes from one example to the next.
- Long explanations can hide the signal word or structure. Have students underline the exact phrase that tells them which form, pattern, or response is needed.
- If students can choose an answer but cannot explain it, ask them to justify their choice using words taken directly from the concept sheet.

Differentiation and Delivery Notes

- Support: teach one section at a time, then send students back to **the examples** or the practice set so they can apply the same rule immediately.
- Pair work: let students compare answers aloud before you reveal the key. The explanation step is as important as the final answer.
- Extension: ask stronger students to write two fresh examples or a short dialogue that uses the same target language accurately.

Model Language from the Concept Sheet

- Example from the Image: "I care about you."
- Meaning: Expressing concern, affection, or interest.
- Additional Examples: "I care about my community and volunteer regularly." "They care deeply about preserving the environment."
- "I care for my grandmother every weekend." (Involves personal, hands-on care) Example: "I care about my grandmother." (General concern or affection)
- Example from the Image: "She doesn't have a care in the world."
- Meaning: Being worry-free or unconcerned.



Answer Key

Use this key for whole-class feedback or fast marking.

ITEM 01

a) I care about the outcome.

ITEM 02

a) Handle this vase with care.

ITEM 03

a) I care about the environment.

ITEM 04

a) I don't care either way.

ITEM 05

a) I will take care of this task.

ITEM 06

a) I care about the project.

ITEM 07

a) I take care of everything.

ITEM 08

a) I care about doing this.

ITEM 09

c) I care about spicy food.

ITEM 10

a) I care for doing this task.

ITEM 11

a) I care about you.

ITEM 12

a) I don't care for tea.

ITEM 13

a) I care for this problem.

ITEM 14

b) I don't care about the decision.

**ITEM 15**

a) I will take care of the worries.

ITEM 16

a) I care about this topic.

ITEM 17

a) I don't care about the situation.

ITEM 18

a) I care about the details.

ITEM 19

a) I will care for the children.

ITEM 20

a) I care for the issue.

ITEM 21

a) I will care for this matter.

ITEM 22

a) I will take care of the children.

ITEM 23

c) I care about choosing.

ITEM 24

a) I will take care to lock the door.



Feedback Cues

- Item 01: Explanation: "I don't care about the outcome" expresses indifference. The other options are incorrect because: **a)** Expresses concern. **c)** Implies responsibility. **d)** Suggests nurturing, not indifference.
- Item 02: Explanation: "Handle this vase with care" is a polite way of asking someone to be careful with a fragile item. The other options are incorrect because: **b)** Suggests responsibility for the vase, but not specifically about being careful. **c)** Indicates a nurturing attitude toward the vase, but not a request for caution. **d)** Expresses indifference, which is the opposite of being careful.
- Item 03: Explanation: "I care about the environment" directly expresses concern for environmental issues. The other options are incorrect because: **b)** Expresses a lack of concern. **c)** Indicates responsibility, but not necessarily concern. **d)** Suggests a nurturing role, which can imply concern, but is less direct than **a)**.
- Item 04: Explanation: "I don't care either way" expresses indifference or a lack of strong preference. The other options are incorrect because: **b)** Indicates strong concern. **c)** Implies responsibility for making a decision, but not indifference. **d)** Indicates deep concern.
- Item 05: Explanation: "I will take care of this task" means you will manage or handle the task. The other options are incorrect because: **b)** Expresses indifference, not responsibility. **c)** "Care for" suggests nurturing, which is not typically applied to tasks. **d)** "Care this task" is grammatically incorrect.
- Item 06: Explanation: "The project is under my care" indicates responsibility. The other options are incorrect because: **a)** Expresses concern, not responsibility. **b)** Suggests a nurturing attitude, not necessarily responsibility. **d)** Expresses concern, but in a future sense and is less direct.