

English Ladder

Teaching Guide

That vs Which: Understanding Essential and Non-Essential Information

A concise classroom guide with lesson flow, teaching cues, and a ready-to-use answer key built around the same English Ladder concept sheet.



Grammar Concepts #12

Key Points

Summary

Visual anchor


Use the concept poster to spotlight the main language pattern in **That vs Which: Understanding Essential and Non-Essential Information** and keep the explanation visible during practice and discussion.


ENGLISH LADDER


Concept #12 ▶ **That vs Which**


When the information included **is essential** to the meaning of a sentence, we use **"that"** without commas.


When the information included **is not essential** to the meaning of a sentence, we use **"which"** with commas.


The shape **that** is red is called a "cube". 

The shape, **which** is red, is a cube. 

The tool **that** is completely silver is called a "wrench". 

The tool, **which** is completely silver, is a wrench. 

The animal **that** has big ears is an elephant. 

The animal, **which** has a hump, is a camel. 

* If the subject is a person, the word "who" is used in both cases. But commas are still used when the information is not essential.

englishladder.com



At a Glance

<p>Lesson focus That vs Which: Understanding Essential and Non-Essential Information</p>	<p>Suggested timing 45-60 minutes</p>
<p>Core objective Students explain the target pattern clearly and apply it accurately in controlled practice and discussion.</p>	<p>Materials Student PDF, the concept image, board space, and time for partner checking.</p>

Suggested Lesson Flow

Warm-up	Display the concept image and ask learners to predict the rule behind That vs Which: Understanding Essential and Non-Essential Information before reading the explanation.
Model	Walk through the Core Idea and the sections on Key Points, Summary. Pause after each part so students can restate the pattern in plain English.
Guided practice	Project two or three examples from the concept sheet and ask pairs to explain why each choice works, not just what the answer is.
Independent work	Assign the 24 practice items for quiet work, partner checking, and final feedback.
Closure	Ask students to create one new sentence or mini-example of their own that follows the same pattern.



Likely Learner Errors

- Learners may overgeneralize the first pattern they notice. Keep returning to **Key Points, Summary** and ask students to explain what changes from one example to the next.
- Long explanations can hide the signal word or structure. Have students underline the exact phrase that tells them which form, pattern, or response is needed.
- If students can choose an answer but cannot explain it, ask them to justify their choice using words taken directly from the concept sheet.

Differentiation and Delivery Notes

- Support: teach one section at a time, then send students back to **the examples** or the practice set so they can apply the same rule immediately.
- Pair work: let students compare answers aloud before you reveal the key. The explanation step is as important as the final answer.
- Extension: ask stronger students to write two fresh examples or a short dialogue that uses the same target language accurately.

Model Language from the Concept Sheet

- The shape that is red is called a "cube". Here, "that is red" is essential because it specifies which shape is being referred to.
- The tool that is completely silver is called a "wrench". "That is completely silver" is essential to identify the specific tool.
- The animal that has big ears is an elephant. "That has big ears" is essential to specify which animal.
- The book that has a blue cover is mine.
- The car that is parked outside belongs to John.
- The student that studies the most often gets the best grades.



Answer Key

Use this key for whole-class feedback or fast marking.

ITEM 01

The house The house that is on the corner is blue. is on the corner is blue. (a) that (b) which

ITEM 02

The car, The car, which is red, is very fast. is red, is very fast. (a) that (b) which

ITEM 03

The book The book that I borrowed was excellent. I borrowed was excellent. (a) that (b) which

ITEM 04

My phone, My phone, which is very old, still works fine. is very old, still works fine. (a) that (b) which

ITEM 05

The movie The movie that we watched last night was scary. we watched last night was scary. (a) that (b) which

ITEM 06

The flowers, The flowers, which are on the table, are for you. are on the table, are for you. (a) that (b) which

ITEM 07

The student The student that studies the hardest usually succeeds. studies the hardest usually succeeds. (a) that (b) which

ITEM 08

My computer, My computer, which is very fast, helps me work efficiently. is very fast, helps me work efficiently. (a) that (b) which

ITEM 09

The song The song that she sang was beautiful. she sang was beautiful. (a) that (b) which

ITEM 10

The cake, The cake, which was chocolate, was delicious. was chocolate, was delicious. (a) that (b) which

ITEM 11

The book The book that has a red cover is mine. has a red cover is mine. (a) that (b) which



ITEM 12

The car, The car, which is parked outside, is my sister's. is parked outside, is my sister's. (a) that (b) which

ITEM 13

The dog The dog that barked all night kept us awake. barked all night kept us awake. (a) that (b) which

ITEM 14

My brother, My brother, who lives in New York, is visiting us. lives in New York, is visiting us. (a) that (b) which (c) who

ITEM 15

The bike The bike that I ride is very old. I ride is very old. (a) that (b) which

ITEM 16

The movie, The movie, which stars my favorite actor, is a hit. stars my favorite actor, is a hit. (a) that (b) which

ITEM 17

The building The building that collapsed was very old. collapsed was very old. (a) that (b) which

ITEM 18

The painting, The painting, which was stolen, is very valuable. was stolen, is very valuable. (a) that (b) which

ITEM 19

The restaurant The restaurant that we went to was expensive. we went to was expensive. (a) that (b) which

ITEM 20

The shoes, The shoes, which are black, are very comfortable. are black, are very comfortable. (a) that (b) which

ITEM 21

The film The film that we watched last night was interesting. we watched last night was interesting. (a) that (b) which

ITEM 22

The tree, The tree, which is very old, provides a lot of shade. is very old, provides a lot of shade. (a) that (b) which

ITEM 23

The cat The cat that caught the mouse is very clever. caught the mouse is very clever. (a) that (b) which

**ITEM 24**

The teacher, The teacher, who assigned the homework, is very strict. assigned the homework, is very strict. (a) that (b) which (c) who